

Announcing a Redesigned User Interface

BI Portal has a refreshed new look! We're excited to announce that we have updated the user interface to reflect modern navigation standards, redesigned layouts and updated icons. Our goal is to provide an enhanced experience with more workspace to the screen.

Required Changes to Graphics

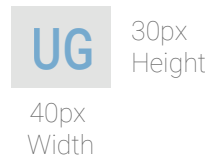
- New size for Header Graphic
- Add a new Small Logo
- Administrators can upload files within:
Tools and Configuration > Themes >
BI Portal Theme Collection
Select your Theme > Edit > Upload Logo

Please reach out to your CATCH Support representative if you need assistance with adjusting your graphics to support theme settings.

Header Logo

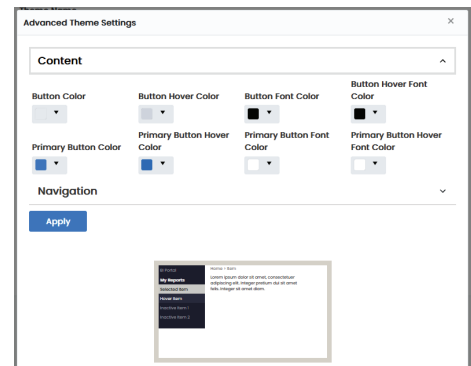
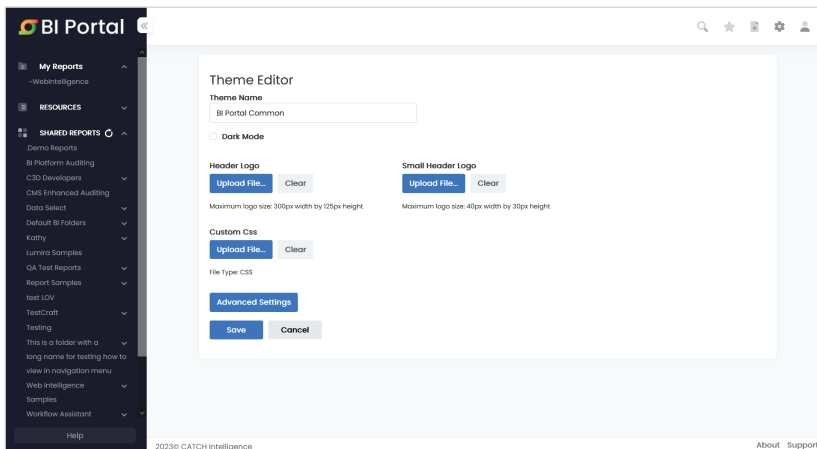


New! Add a Small Logo



Theme Settings

- Updated settings for Button and navigation colors, sidebar width and height.
- Previously uploaded Custom CSS files for BI Portal themes may not apply as intended. Administrators have the ability to upload a new Custom CSS file.

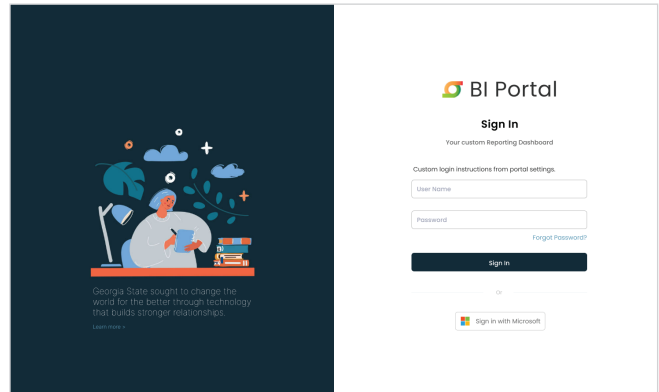


Login Theme Updates

You may need to modify your Administrative Theme Settings. Please review the following information:

Ability to embed a URL within the left portion of the Login Page

- Frame content adjacent to login
- Layout is responsive, embedded content visible within the section will be dependent upon the user's browser size and resolution
- Administrator settings within:
Tools and Configuration > Themes > Login Theme Collection



Login Theme Settings

- Select the background color
- Upload your logo and custom CSS file
- Embedded URL

